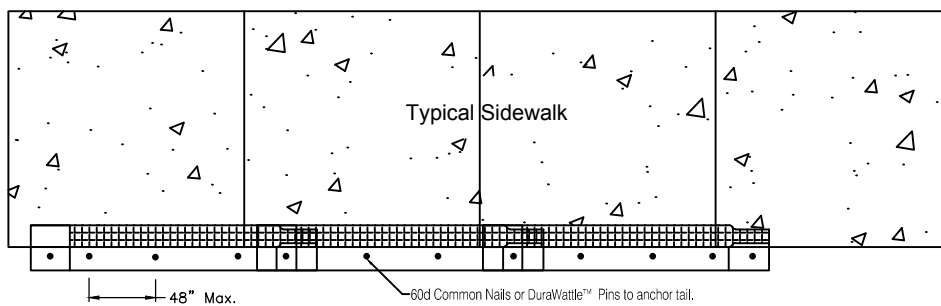
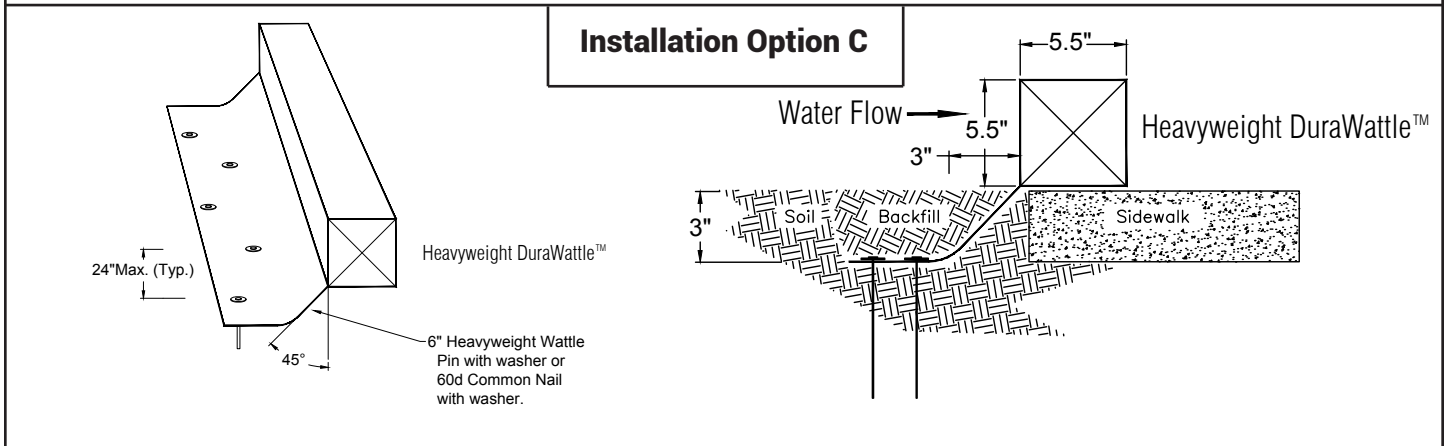
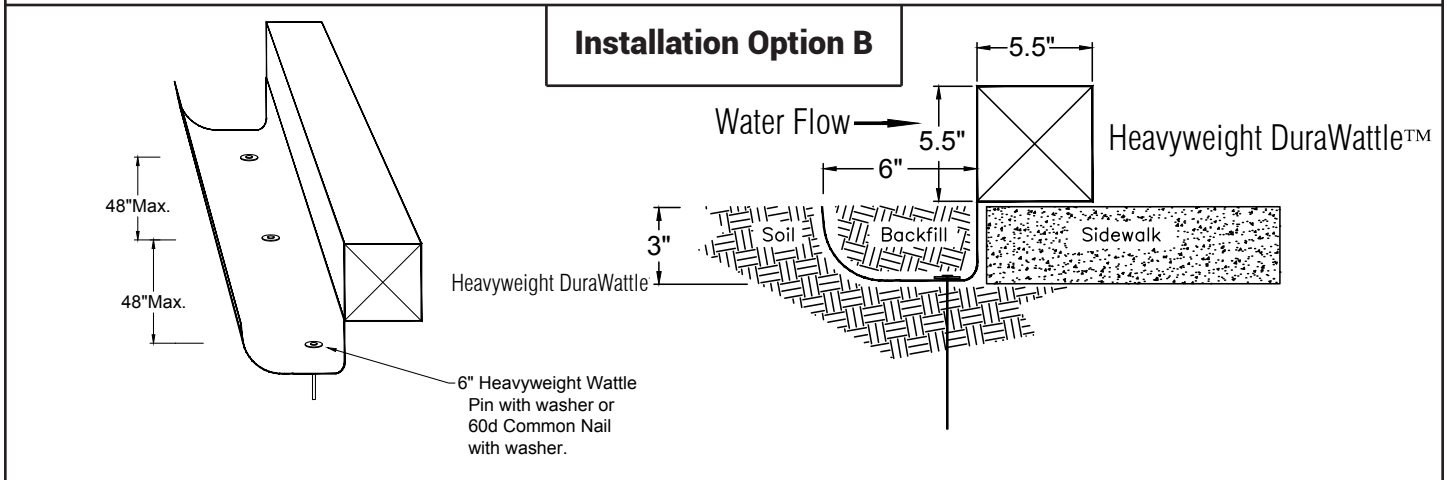
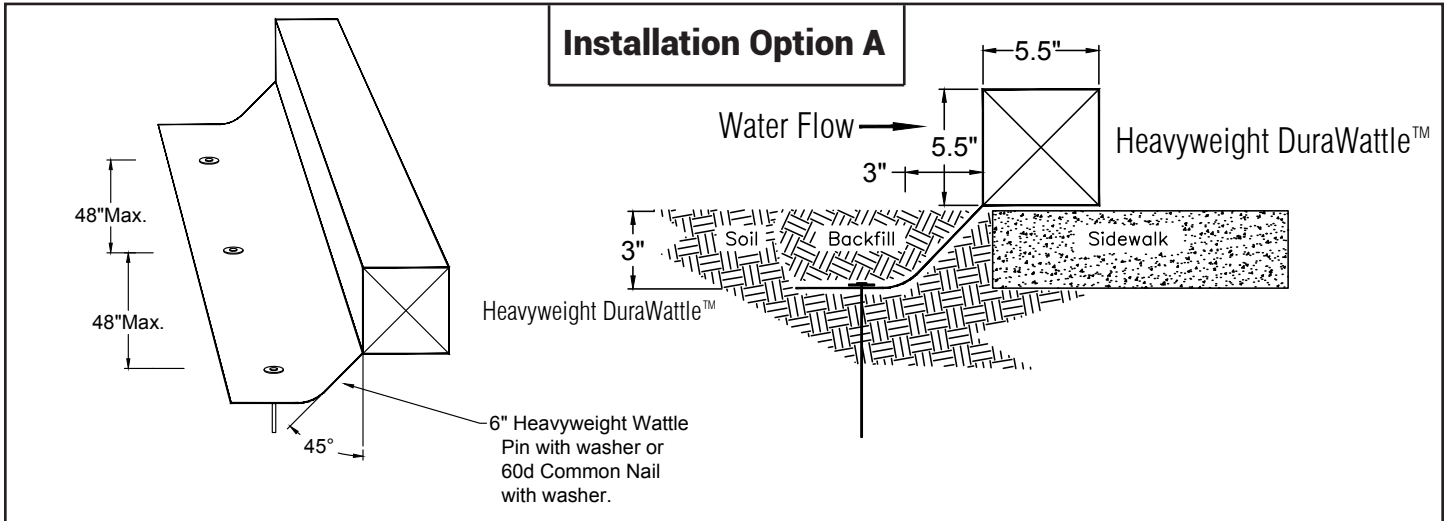


Used On A Sidewalk



Definition:

The Heavyweight DuraWattle™ is a temporary, flexible sediment control barrier. Most commonly used for perimeter sediment control on construction sites, the DuraWattle™ is lightweight and is built to be driven over. The BMP is installed by digging a 6" x 3" trench behind the sidewalk, pinning the DuraWattle™ tail into the trench, and backfilling. The barrier is reusable over multiple job sites.

Purpose:

Sediment control barriers filter water runoff from a site and prevent sediment from escaping. In order to keep a construction site in compliance, water cannot carry sediment off site or into nearby drains. The DuraWattle™ solves that problem and prevents stormwater pollution. Effective at entrances and in high traffic, the DuraWattle™ rebounds after being driven over. The BMP is also durable and reusable over many job sites.

Applications:

The Heavyweight DuraWattle™ can be installed on sidewalk, soil, and hard surfaces. It is recommended to install around the entire perimeter of a project. Install with the tail section upstream, so water flows the proper direction through the barrier.

Specifications:

- The outer mono-filament filter fabric has a flow rate of 100gpm/ft²
- ASTM D 7351 tests showed 96.6% sediment retention and 58% turbidity reduction.
- Sections of the DuraWattle™ are 12' long and connect together using an interlocking sleeve to create a continuous barrier with no weak points.

Maintenance:

After a major storm event, check sediment buildup around barrier. If significant sediment buildup has occurred, remove sediment to prevent overflow. Check if any sections have been destroyed. If destroyed, replace.



HEAVYWEIGHT
SEDIMENT CONTROL SOLUTIONS
 Effective • Durable • Reusable

Heavyweight DuraWattle™

www.wtbinc.net/about-durawattle

(916) 922-9222 - Manufactured by WTB, Inc.